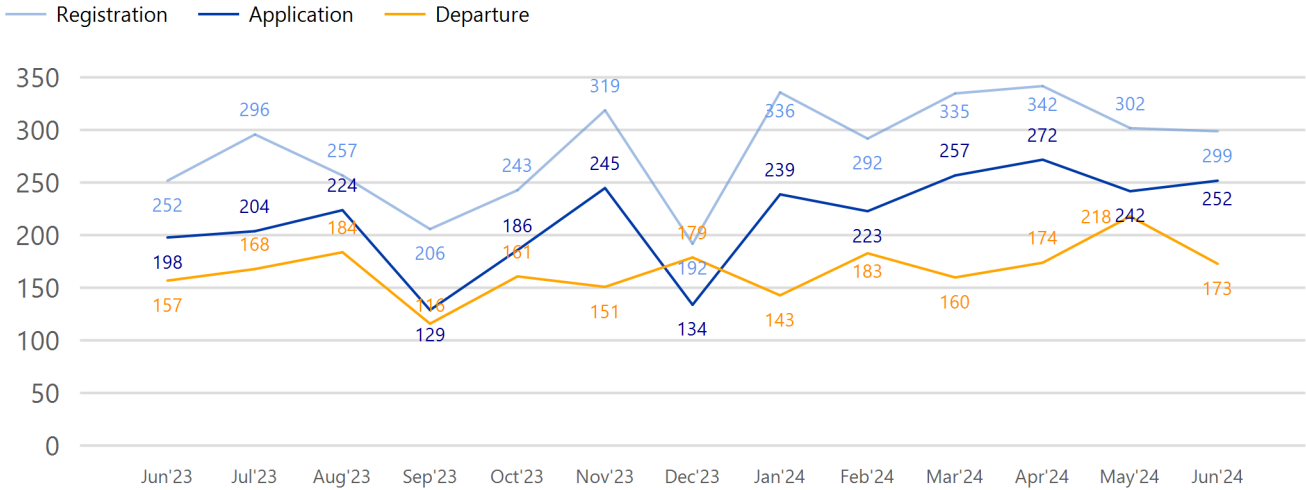


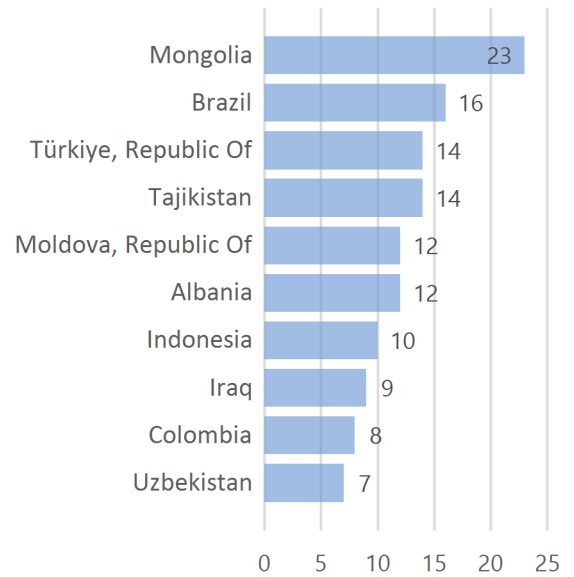
Trends past 12 months



Comparison Month

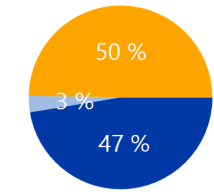
	Jun 2024	Jun 2023
 Registrations	299	252
 Applications	252	198
 Departures	173	157

Top-10 Destination Countries/Areas Jun 2024



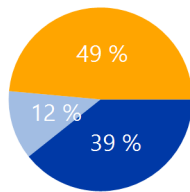
June 2024 Categories (% of Departures)

Migrant Status



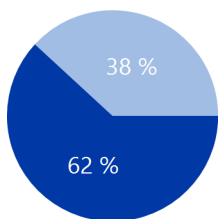
- (Ex) Asylum Seeker
- (Ex) Regular
- Irregular Migrant

Type of Intake Location



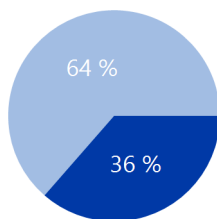
- COA Location
- Administrative Detention
- Other

Departures by Sex



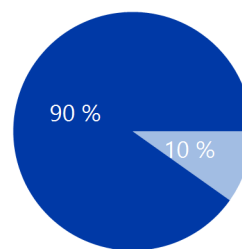
- Male
- Female

Reintegration Assistance



- No Reintegration Assistance
- Reintegration Assistance

Migrants with Health Concerns



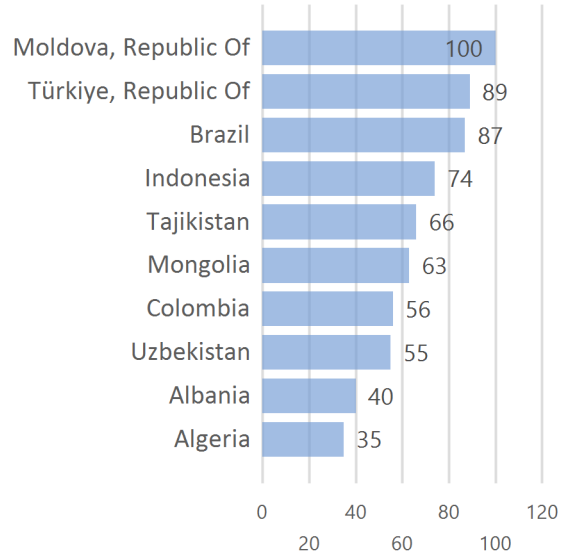
- Medical
- Not Medical



Totals running year (Jan - Jun 2024)

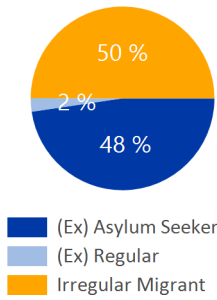
	Registrations	:	1906
	Applications	:	1485
	Departures	:	1051

Top-10 Destination Countries/Areas 2024 - Until Jun 2024

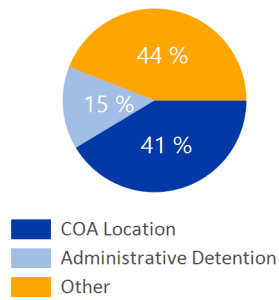


2024 Categories

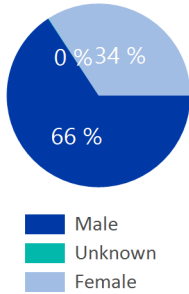
Migrant Status



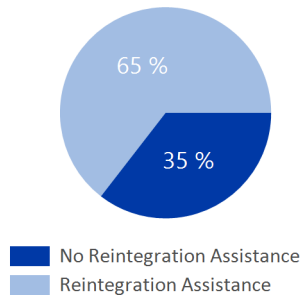
Type of Intake Location



Departures by Sex



Reintegration Assistance



Migrants with Health Concerns

