




© IOM 2016/A.NERO

What if human trafficking occurred in plain sight? Data from IOM-assisted cases over the last ten years show that nearly 80 per cent of international human trafficking journeys cross through official border points, such as airports and land border control points.

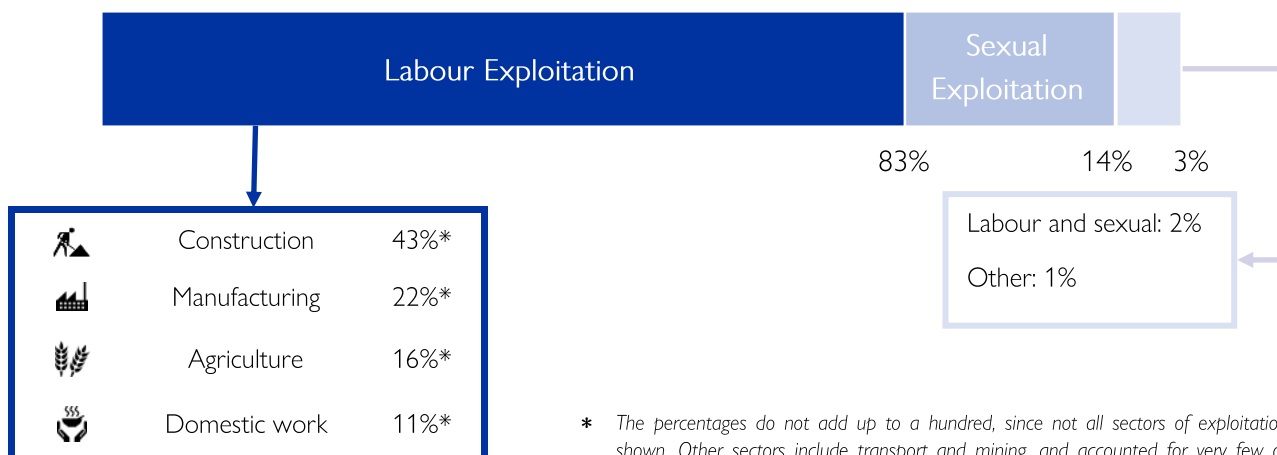
The data are made available through the [Counter-Trafficking Data Collaborative \(CTDC\)](#); the world's first data portal to include human trafficking case data contributed by multiple agencies.

### PROFILE OF VICTIMS TRAFFICKED THROUGH OFFICIAL BORDER POINTS



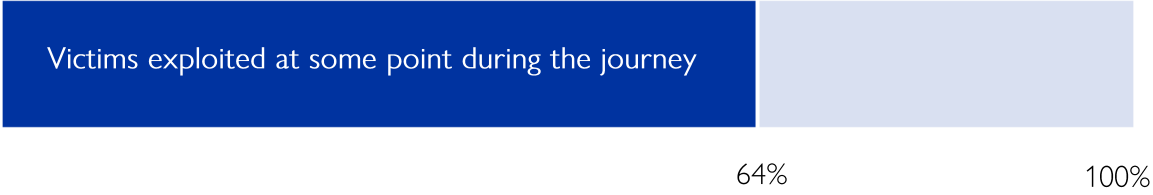
Female victims are more likely to be trafficked through official border points than male victims: among all the women in the sample, official border points are used in 84 per cent of cases, while the same figure for men is 73 per cent.

Children are also less likely to be trafficked through official border points than adults (56% of children, compared to 80% of adults).



\* The percentages do not add up to a hundred, since not all sectors of exploitation are shown. Other sectors include transport and mining, and accounted for very few official border crossings.

Labour exploitation accounts for 83 per cent of journeys through official borders, while sexual exploitation accounts for 14 per cent of journeys. Trafficking for sexual exploitation accounts for a larger proportion of trafficking journeys (22% of cases, compared to 67% for labour exploitation). Victims exploited in the construction sector make up nearly half (43%) of all those trafficked for forced labour through official border crossing points.



Most victims (64%) going through official border points are exploited at some point during their journey. The remaining victims – about one third – may still be unaware that they are being trafficked and may believe they are going to take up new opportunities abroad, for example.



Trafficking duration is at most 2 years

81% for official border crossing points  
75% for non-official border crossing points

### JOURNEYS THROUGH OFFICIAL BORDER POINTS

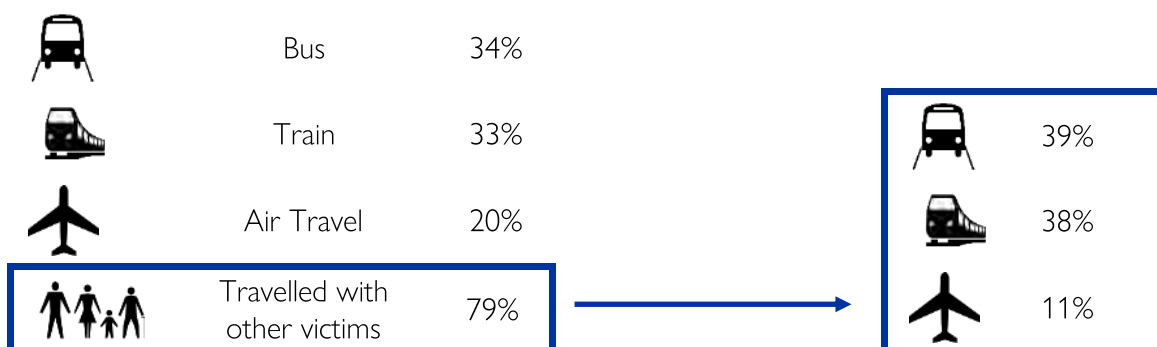


#### IRREGULAR STATUS

9% Forged documents  
23% Not in possession of their own documents

A high number of victims are trafficked through official border points using forged documents (9% of cases) or without having their own documents (23% of cases).

### TRANSPORT



About a third of official border points are crossed by bus, another third by train, and 20 per cent by plane. Victims often travel in groups: nearly 80 per cent of official border crossings are carried out with other victims. When they travel in groups through official border points, victims are more likely to be travelling by bus (39%) and by train (38%) than by plane (11%).

### KHADIJA'S STORY

*Khadija, a fourteen-year-old girl, was trafficked through an official border point between Uganda and Kenya in 2015. Without her knowledge, her father had arranged to marry her off in Kenya, and sent her there with a man she didn't know. When Khadija and the man reached the border between Uganda and Kenya, he took her passport and told her he would help her clear Immigration. He hid her under the seat of the car until they were on their way to the Kenyan capital. Khadija was transferred to members of her family who were arranging the marriage. Luckily, Khadija was able to contact her embassy, who helped her with IOM's support.*



VICTIM ASSISTED BY IOM MAURITANIA  
© IOM 2018/S. DESJARDINS

### MEANS OF CONTROL



85%	Fake Promises and Deception
79%	Kept in Isolation or Restricted Freedom of Movement
78%	Excessive Working Hours
75%	Earnings Withheld
73%	Psychological Abuse
67%	Threats Made to Individual or Others



© IOM 2015/F. MALAVOLTA

## ABOUT HUMAN TRAFFICKING AND THE COUNTER-TRAFFICKING DATA COLLABORATIVE

Human trafficking is a multi-billion-dollar criminal industry in which traffickers generate profits from the exploitation of millions worldwide. Widely regarded as an urgent human rights issue, the crime is difficult to assess due to its hidden nature, the lack of resources focused on identifying and serving victims, and the reluctance of victims and witnesses to come forward due to manipulation, fear, violent threats, shame, language barriers, or mistrust of authorities. The Protocol to Prevent, Suppress and Punish Trafficking in Persons defines human trafficking or trafficking in persons.

Reliable, updated and detailed information is needed to reduce human trafficking. Identifying trends, networks, methods of control, and vulnerabilities of victims through data collection can lead to strategic interventions—ensuring immediate assistance to victims and efficient use of limited resources, equipping communities and institutions to respond, and preventing future victimization.

In this context, the new open data portal Counter-Trafficking Data Collaborative (CTDC) plays a pivotal role in increasing the access to critical information in order to strengthen counter-trafficking institutions worldwide, through modern technological tools and IOM-Polaris partnerships with key organisations in this field.

CTDC is continuing to build partnerships with other counter-trafficking actors, with the NGO Liberty Asia being the newest contributor. The records of human trafficking cases hosted by the site include data on nearly 80,000 victims of 180 nationalities exploited in 117 countries. Further data is to be contributed by counter-trafficking partner organizations around the world in the coming months.



To find out more about trafficking through official borders, go to <https://www.ctdatacollaborative.org/story/victims-trafficking-road>

In order to access CTDC open data portal, please follow this link: <https://www.ctdatacollaborative.org/>

The analysis in this brief is based on IOM case management data from the last 10 years, disaggregated at the travel segment level. The data are made available through the CTDC website.

Each statistic in this brief is computed for all the observations for which the information is available, resulting in samples of about 10,500 travel segments (except for the sector of exploitation, 6,338 segments, and for trafficking duration, 9,977 segments). In total, this corresponds to 7,985 victims. Travel segments corresponding to people who were exploited in their country of citizenship and travelled in the same country are excluded.

Please note that the data files on the CTDC website are regularly updated so some charts and data visualizations may not exactly match statistics in written analysis.